



If We Make It, You'll Crave-It!

Ordering School Lunches Has Never Been Easier!

Lake Country Christian School has partnered with Crave-It Nutrition to deliver a faster, easier, and tastier school dining experience.

With Crave-It Nutrition's online platform, you can easily view menus, preorder meals, and track transactions—anytime from any device. Preordering meals ensures your student stays energized throughout the day and receives the meal they want. To ensure your child receives a lunch on the day it's needed, a **preorder is required**. Snacks & a la carte items are available for purchase onsite, but your account must be funded in advance. **Meals are not guaranteed without an advance order.**

Preorders are due by 12pm the day before; example, order by Tuesday 11:59am for Wednesday lunch.

Create Your Account Today! Ordering Opens in July.

- ✓ **Go To:** <https://craveit.boonli.com> (please bookmark this page)
- ✓ **Click on Create an Account:** School Password is: **LCCS289**
- ✓ Enter account information and click **Submit**.
- ✓ Enter information for your students and/or yourself if you're a staff member, **Add Profile**.
- ✓ Repeat for any additional students.
- ✓ Click **I'm Done** and **Sign In.***

Even if you have an existing Boonli account, you'll need to set up a new one for Crave-It Nutrition. If you don't know your student's lunch time, just select either option for their grade to start. You can update it once schedules are released before school starts.

How to Order & Add Funds

To get started: click the "Preorder Lunch" button and select meals for each child by day. Once your selections are complete, proceed to the shopping cart and check out.

To add snack funds: click the "Add Funds for Onsite Purchases" button, select the amount per student, and click "Pay Now." These funds allow your student to make snack purchases on the day of service.

Important: Be sure to complete checkout and submit your payment. Orders left in the shopping cart will not be processed, and your student will only be able to choose from the limited meals available that day. A small processing fee applies to support the convenience of online ordering.

NEGATIVE BALANCES: If your student's account reaches -\$20, they won't be able to purchase meals or a la carte items until the balance is paid and account is funded. Snack purchases are not allowed once the account reaches \$0.

Transactions will appear on your bank statement as "CraveIt Nutrition LLC 512-757-2120"

Questions? Crave-It can help!

Please email billing@craveitnutrition.com for the following:

- Food or Policy Questions
- Missed/late orders, credits, cancellations, or changes
- Technical Support
- Help navigating the site or placing orders
- Staff Discount: If you're a staff member, email us after creating your account to request your discount and we'll apply it to your profile.

Payment Info:

Visa, MasterCard, and Discover are accepted (debit or credit).

There are no refunds; any unused funds will roll over into the next school year.

MEAL PROGRAM DETAILS are also available in your online account.

Watch our how-to videos to get started!



www.CraveItNutrition.com



info@craveitnutrition.com



[@craveitnutrition](https://www.instagram.com/craveitnutrition)

HOW TO CREATE YOUR LUNCH ACCOUNT

Go To:

<https://craveit.boonli.com>

Tip:


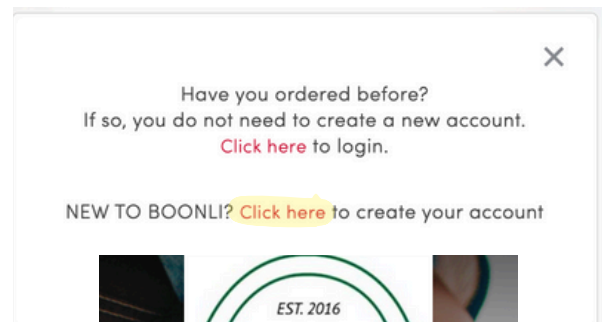

For your convenience when placing lunch orders, bookmark this page/tab to your browser.

Click on “Create an Account”

To begin registering, select “Click Here”

Registration:

The password specific to your school is needed at this step. This can be found in your welcome letter. (See next step)



Locate password in Welcome Letter:

Important Note: The welcome letter contains the specific password assigned to your school.

Example: Basis Austin's password is basis136

Enter in your school's password, then complete security check before clicking "next":

password is case sensitive, so make sure you enter it exactly as it is in the welcome letter.




Ordering lunches has never been easier!

BASIS Austin has partnered with Crave-it Nutrition to provide you a secure, fast, and easy-to-use online ordering system that allows you to view our lunch menu, order, prepay and manage student lunches from a smartphone, tablet or computer. **All meal orders are due 2 days prior to the day of service. For example, you would order for Thursday by Monday 11:59pm. If there is no order placed, we can't guarantee your child will get a meal!**

You can Register as early as TODAY! Lunch ordering is OPEN now!

- ☑ **Go To:** <https://craveit.boonli.com> - (please bookmark this page)
- ☑ **Click on Create an Account:** School Password is: **basis136**
 - a. If you have an existing Boonli account from last year, please be sure to click on "Create an Account" at the bottom of the login window to set up a new Boonli account with Crave It. On the next screen, you will click on "Click here to create your account" as if you are new to Boonli. See screenshots below.
- ☑ Enter information and click **Submit**
- ☑ Enter information for your students, **Add Profile**. Repeat for any additional students
 - a. When creating your student's profile, if you do not yet know your student's lunch time, please select either lunch time for their grade level to get started. Once you have your student's schedule (which will be sometime the week before school starts), you can update your student's profile if needed to the correct lunch time for their grade level.
- ☑ Click **I'm Done** and **Sign In**



Account Registration for BASIS Austin

Your First Name	Your Last Name	Day Phone	Evening Phone
<input type="text" value="John"/>	<input type="text" value="Smith"/>	<input type="text" value="8889990000"/>	<input type="text" value="8889990000"/>
Address Line 1	Username	Confirm Username	
<input type="text" value="123 Sunshine Street"/>	<input type="text" value="johnsmith123"/>	<input type="text" value="johnsmith123"/>	
Address Line 2	Password	Confirm Password	
<input type="text"/>	<input type="text" value="*****"/>	<input type="text" value="*****"/>	
Country	Primary Email		
<input type="text" value="United States"/>	<input type="text" value="info@craveitnutrition.com"/>		
City	State	Postal Code	Additional Email
<input type="text" value="Austin"/>	<input type="text" value="TX"/>	<input type="text" value="78750"/>	<input type="text" value="[additional email to receive account notifications]"/>
Additional Email			
<input type="text" value="[additional email to receive account notifications]"/>			
<input checked="" type="checkbox"/> I will be ordering for other people			
<input type="checkbox"/> I will be ordering for myself			
By clicking "Submit" below, I agree to the terms and conditions of the Boonli End User Agreement .			
<input type="button" value="SUBMIT"/>			
<small>©2024 Boonli, All Rights Reserved</small>			

Next, enter in your account information

Please note:

- This information is the account OWNER'S - (the parent)
- Address should be your billing address that matches credit card you will use to purchase lunches.
- Username and password are case sensitive
- If you're ordering for your children, check the "ordering for other people box"
- If you're a staff member, check the "ordering for myself box"
- If you're a staff member who also has children on site, check both boxes

Once completed, click submit

Create User Profiles

User profiles are required to allow you to order meals for one or more individuals. If you are ordering meals for yourself, you must first create your own profile before creating for other people. At least one user profile is required.

My User Profile

First Name

Last Name

Location

[ADD MY PROFILE](#)

YOUR USER PROFILES

[I'M DONE](#)

Next, create student profile and/or staff member

Please note:

- It is important to enter in the correct grade or room for each student. This determines when their food is made/ where it gets sent.
- Staff members must also create a profile for themselves.

Click "Add My Profile" once you've entered information

Repeat steps for additional students

- Click "Add My Profile" once you've entered information
- When all profiles have been added, click "I'm Done"

Powered by BOONLI

Create User Profiles

User profiles are required to allow you to order meals for one or more individuals. If you are ordering meals for yourself, you must first create your own profile before creating for other people. At least one user profile is required.

Other User Profiles

First Name

Last Name

Location

Birth Date (optional)

[ADD PROFILE](#)

YOUR USER PROFILES

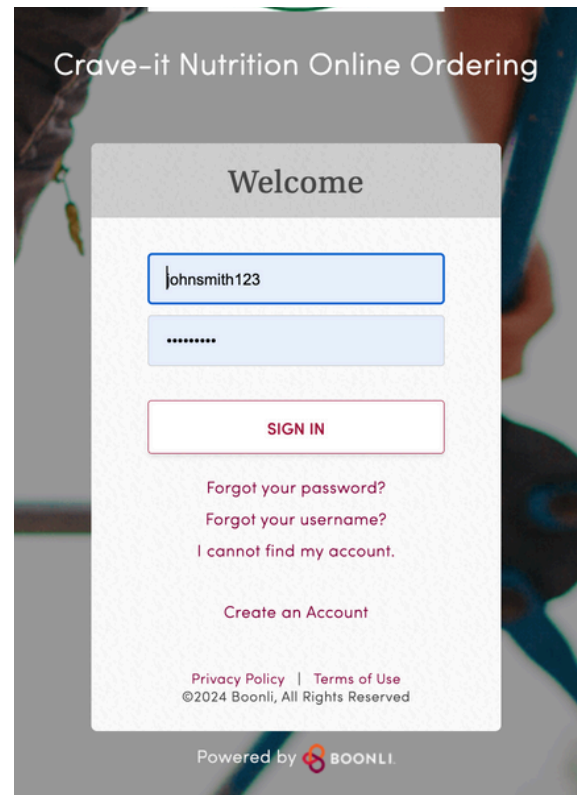
Jillian Smith

[I'M DONE](#)

©2024 Boonli, All Rights Reserved BOONLI

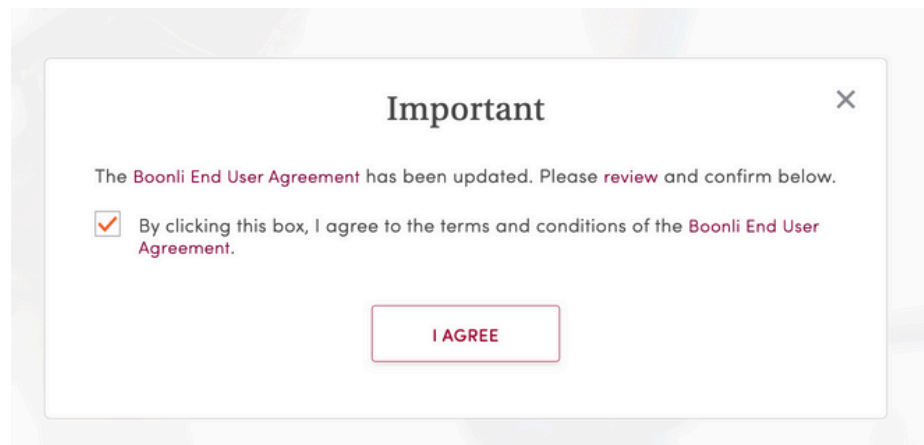
Next, log in to your account

Please remember:
Username and password are case sensitive



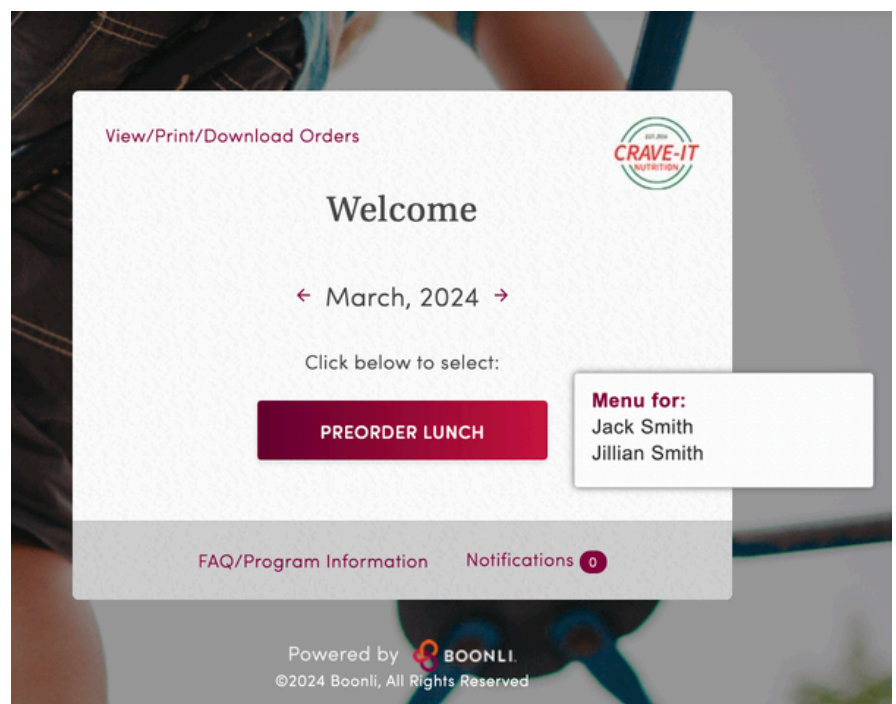
Pop up window will appear

Click the box to agree to terms and conditions, which will give you access to your account.



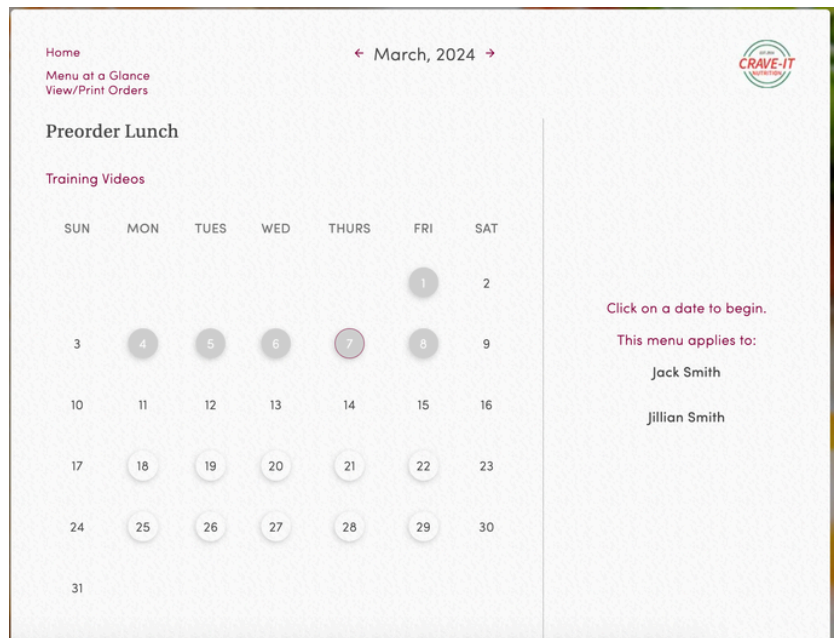
Preordering Lunch

You can now preorder lunch! Click "Preorder Lunch" to begin.
Please note: It is important that you know the order dealines specific to your school.



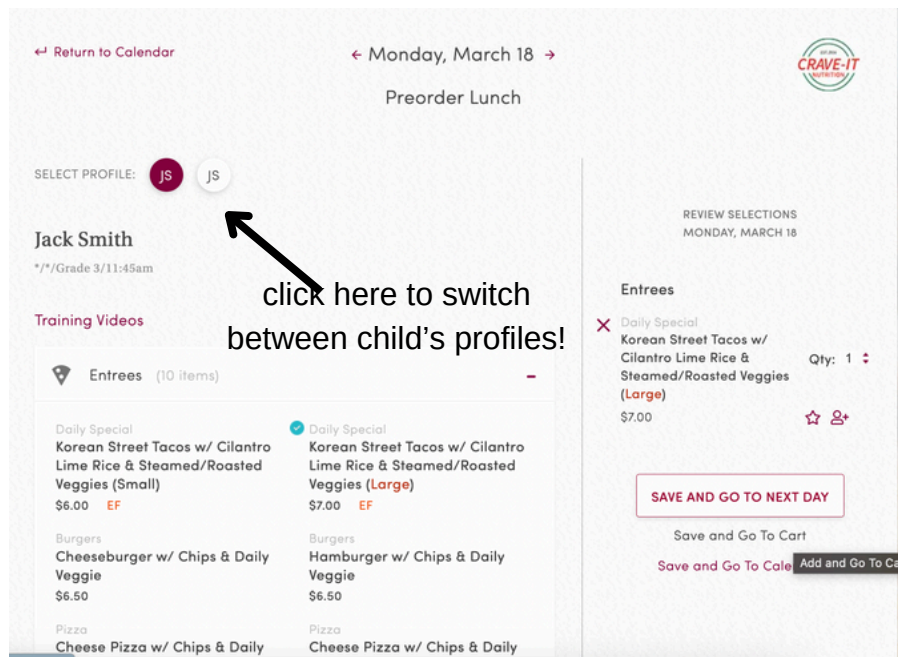
Preordering Lunch

Select the day you'd like to purchase lunch.



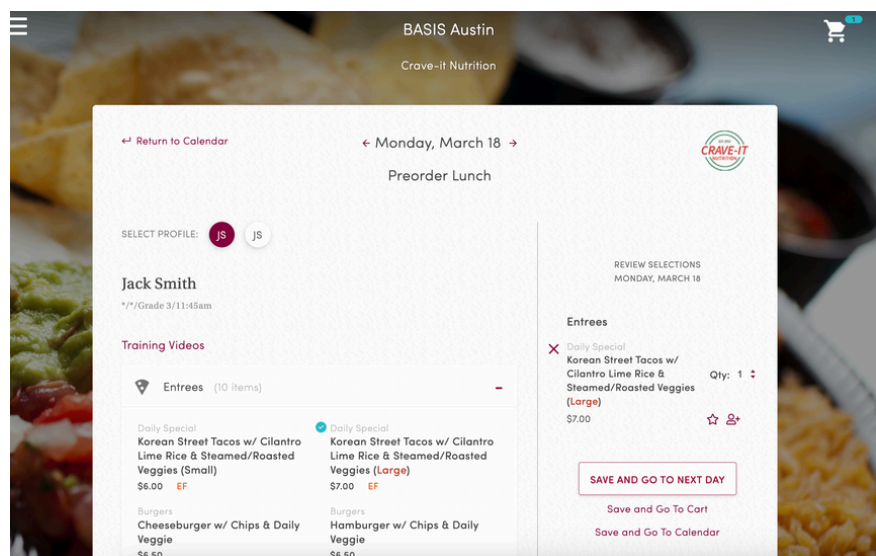
Menu Selection

Select the menu item you want to order. If you want to order for multiple days, click "Save and Go to Next Day", or "Save and Go to Calendar" to continue adding items to your cart for multiple days.



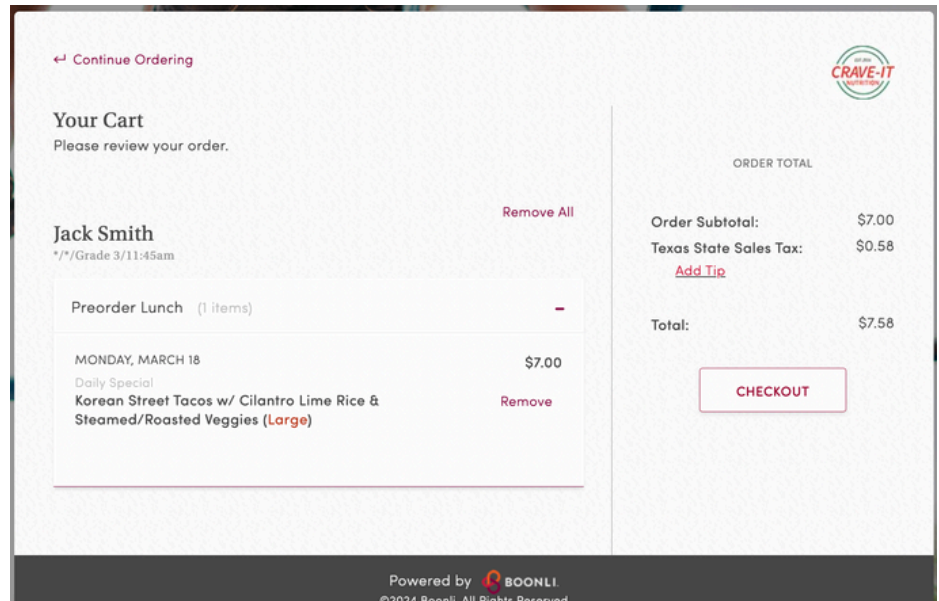
Checkout

Once you have finished adding items to your shopping cart, Click "Save and Go to Cart". You can also access your shopping cart by clicking the cart icon in the top right of the screen.



Checkout

It is very important that you complete the checkout process or the orders will not be submitted to our kitchen staff.




If you have any questions during this process, please reach out to us at billing@craveitnutrition.com

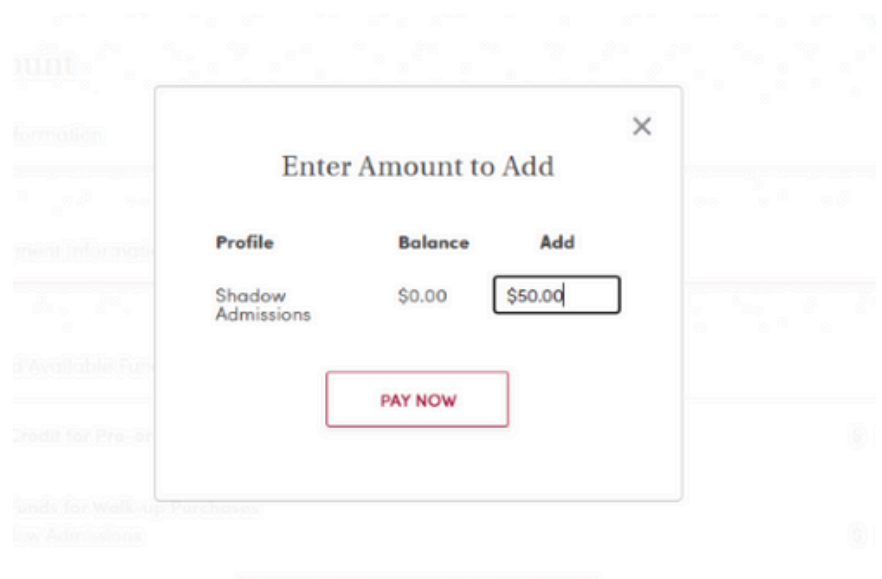
HOW TO ADD FUNDS FOR ON-SITE SNACK & DRINK PURCHASES

On your lunch account, you can add funds to your student's account. These funds can be used to purchase snacks, drinks, and a la carte items the day of service. Examples of these items included a bag of chips, granola bar, Gatorade, water, slice of pizza, etc. However, these funds DO NOT guarantee your student will receive any specific item. Items are sold on a first-come, first-serve basis.

Click the button on the "Home/Order" screen that says "Add Funds For On-Site Purchases Only"



Enter in the dollar value you wish to add to each person's wallet & then select "Pay Now" when done.



Confirm the information on the screen is correct including the dollar value and billing address and the select “Pay \$__” at the bottom right hand part of the screen.

Return to My Account

CRAVE-IT

Confirm Order

Select Payment Method

New Debit Card | Credit Card

Verify Billing Address

Admin Admissions
11908 N. Lamar Blvd.
Austin, TX
78753
United States
misty@craveitnutrition.com

Edit

ORDER SUMMARY

Order Subtotal: \$50.00
Convenience Fee: \$1.75
Total: \$51.75

PAY \$51.75

Powered by **BOONLI**
©2024 Boonli, All Rights Reserved

Enter your credit card information if you do not have a default card on file.

Mark the first check box if you wish to save the card on file and check the second box to agree to the Terms and Conditions. Once the terms and conditions are confirmed, select “Pay Now” to complete the transaction.

Enter Card Information

Visa MasterCard American Express

Card Number

Exp. Date

MM/YYYY CVV
(what's this?)

Use as default payment method

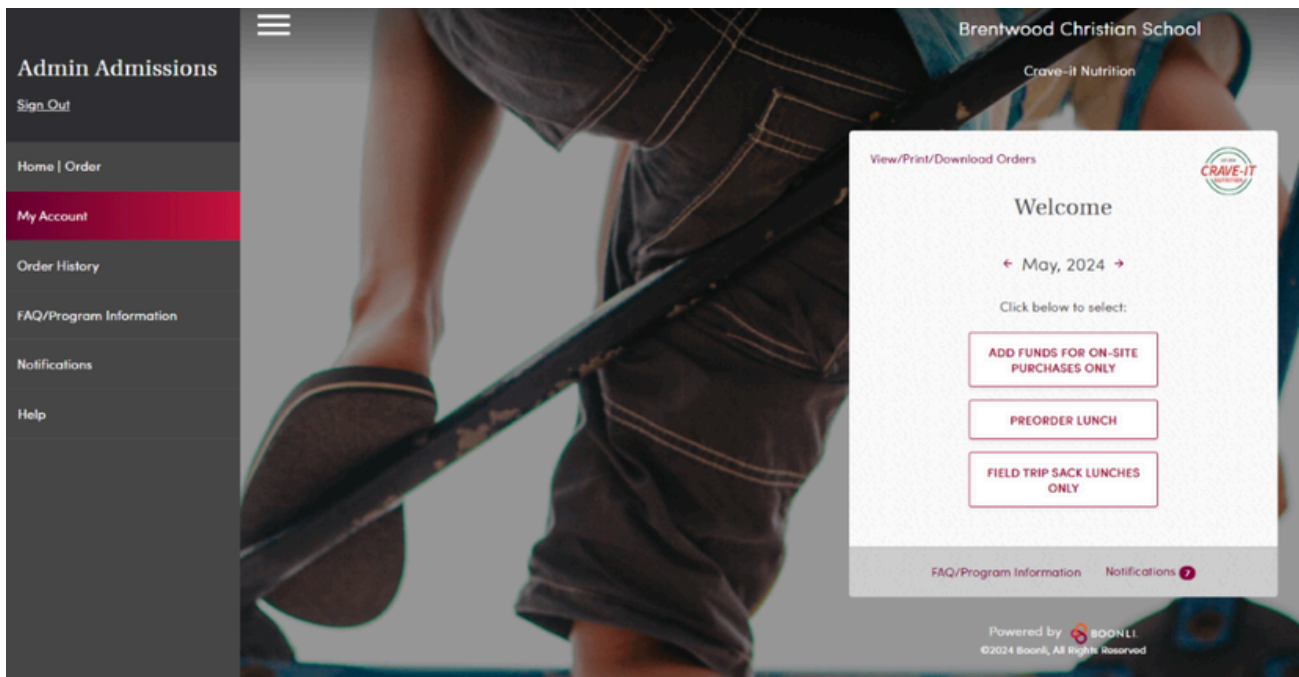
By clicking this box, I agree to the terms and conditions of the **Boonli End User Agreement**.

Merchant Name (Will display on Bank/Credit Card Statement):
CRAVEIT NUTRITION LLC
505 PIONEER TRAIL
SAN MARCOS, TX, 78666, USA
512-757-2120

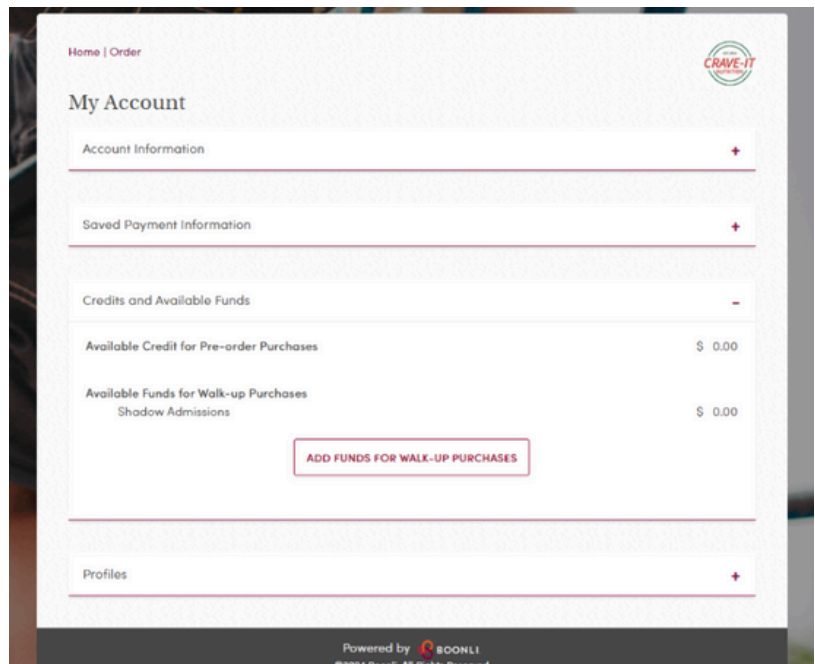
PAY NOW

Cancel

To view how much money is in each of your profile's wallet accounts, you will need to select the three horizontal bars in the top left corner and select "My Account"



Once in "My Account", you can select the option "Credits and Available Funds" to view the balances for each profile and the credit on your account.



Please email us at billing@craveitnutrition.com if you do not want your student to have access to make on-site purchases or to put any restrictions on your student's account.